

CUSTOM METAL PARTITIONS



CONTENTS

Product Introduction **01**

Product Specification **05**


Attributes & Installation **04**

Applications **05**



PRODUCT INTRODUCTION

Partitions are more than just practical; they are powerful decorative elements that define space and showcase exquisite design. Custom-made to precise specifications, these partitions transform interiors into focal points, adding character, depth, and a touch of bespoke artistry to any space.




METAL MASHRABIYA



Metal laser hollow partitions, commonly known as Mashrabiya in the Middle East, draw inspiration from ancient architectural traditions, skillfully combining intricate patterns with modern practical functionality. These decorative screens redefine spaces, providing privacy, diffused light, and a magnificent aesthetic.


Originating in Islamic architecture, Mashrabiya were originally intricate wooden lattice screens used to provide privacy, shade, and ventilation. Modern metal versions, particularly laser-cut screens, inherit and evolve this tradition. These panels are precisely cut using laser cutting technology to create beautiful geometric or openwork patterns.

Stainless steel Mashrabiya panels offer exceptional strength and corrosion resistance, and are available in premium finishes such as brushed, mirrored, and etched. Aluminum panels, on the other hand, are lighter, more cost-effective to install, and come in a variety of color options through powder coating and anodizing. Common finishes include powder coating and PVDF coating.



TUBE WELDED PARTITIONS

With their distinctive industrial aesthetic, tube welded partitions combine ruggedness with modern design flexibility. These sturdy and visually appealing partitions, manufactured using advanced welding techniques, offer a durable and adaptable solution for space division in a variety of architectural environments.




These partitions are typically constructed from metal tubing connected using various welding techniques. Common welding techniques include shielded metal arc welding (SMAW), gas metal arc welding (GMAW), flux-cored arc welding (FCAW), and tungsten inert gas welding (TIG).

Tube welded partitions offer a high degree of design flexibility. For example, tube welded and wire mesh partitions can create an open and transparent feel while maintaining desired spatial separation.

GLASS PARTITIONS


Metal-framed glass partitions are a paragon of modern architectural design, seamlessly blending transparency with clear spatial divisions. These elegant systems enhance the flow of natural light, create a sense of openness, and provide refined separation for both commercial and residential interiors.

The design philosophy behind these partitions is to create a focal point while maintaining a sense of transparency throughout the space. They are renowned for their sleek, modern, and industrial aesthetic.



LED PARTITIONS

LED light strip partitions elevate interior design beyond traditional boundaries, transforming spaces into dynamic, light-filled environments. By seamlessly integrating flexible LED technology into metal frames, these partitions provide versatile lighting effects that enhance ambiance, define areas, and create captivating architectural statements.




Lighting has evolved from a purely functional element in modern design to a fundamental and transformative element. LED light strips and bars can be easily attached to metal frames or inserted into designated recesses for a seamless and modern look.



Integrated LED partitions represent a fusion of cutting-edge technology, refined aesthetics, and sustainable practices. This aligns with modern architecture's demand for intelligent, energy-efficient solutions that offer high visual impact and adaptability, making them a future-proof design choice.


METAL MESH PARTITIONS

Metal mesh partitions, with their unique visual lightness and structural integrity, provide subtle yet effective space division. From intricate weave patterns to expanded and perforated designs, these versatile elements introduce texture, control light and airflow, and enhance the aesthetic appeal of any indoor or outdoor environment.



Architectural wire mesh is a metal mesh product used in architecture and interior design, available in a variety of raw materials. It is renowned for its versatility, durability, and visual impact. By combining different mesh patterns, materials, and finishes, a nearly limitless array of decorative aesthetics can be achieved. Common types include woven mesh, expanded mesh, and perforated mesh.

Metal mesh's wide selection of materials and patterns highlights its ability to achieve highly customized architectural expressions. This allows designers to achieve specific visual textures, color schemes, and functional properties, making it a valuable tool for custom projects requiring unique artistic and performance characteristics.



PRODUCT SPECIFICATIONS

Key Attributes

Material: Stainless Steel, Aluminum, Brass, Bronze

Standards: ISO9001, IAF, GB/T 24001-2016

Thickness: 0.5 mm - 10.0 mm

Width: 300 mm - 1870 mm, Customized

Length: 300 mm - 6000 mm, Customized

Conformation: Frame Structure

Processing: Laser, CNC, planning, welding, plating, etc.

Surface: Brushed, Bead Blasted, Mirror, Vibration, Satin, Patina.

Pattern: Water Ripple, Antique Brass, Hammered, Etched, Corrugated.

Finish: PVD Coating, Anti-fingerprint, Powder Coating, Water Plating, Antique, etc.

Colors: Gold, Silver, Titanium, Champagne Gold, Rose Gold, Black, Gunmetal Gray, Light Brown, Customized



ATTRIBUTES & INSTALLATION

Product Attributes: Our Partitions are engineered for exceptional durability and safety. Using premium 304/316 stainless steel, they offer outstanding resistance to rust and corrosion, making them suitable for humid environments like bathrooms while maintaining high structural strength over time. The fully welded partition structure, along with a specialized cross-sectional profile (often a “7” or “P” shape), securely enhances stability and provides robust support. This ensures the Partitions are installed safely and stably, all while displaying an elegant metal trim. The PVD-coated finishes have excellent adhesion, so the colors remain vibrant without peeling or fading, keeping the Partitions looking like new for years. All edges and corners are carefully polished smooth to remove any sharpness, guaranteeing safe handling and use. Maintenance is simple – routine cleaning can be done with a soft cloth to wipe away fingerprints or smudges; for brushed or matte surfaces, an optional anti-fingerprint coating is available to further enhance stain resistance and ease of cleaning.

Installation & Delivery: We provide comprehensive installation support for our custom Partitions. Detailed installation instructions are included with each product, and we can, upon request, recommend professional installation teams or dispatch technicians to assist on-site, ensuring every partition is correctly and securely installed. Our Partitions accommodate various mounting methods: they can be wall-mounted, floorstanding (leaning or with a base), or even suspended from custom fixtures, adapting to different layouts and requirements. Each product is packaged with thorough protective materials, and we offer nationwide shipping to deliver the Partitions safely to your project site, intact and ready for installation.




PRODUCT APPLICATIONS

Residential Spaces: Ideal for living rooms, bedrooms, study rooms, dining areas and more. Metal-framed partitions work as stylish room dividers and eye-catching wall decor. Whether used to separate open-plan spaces, create a private reading nook, or decorate beside windows and corridors, they bring a clear sense of layering, spatial depth and modern artistic flair to residential interiors.

Hospitality & Commercial Spaces: Perfect for luxury hotels, restaurants, clubs, office buildings and other high-end commercial interiors. Large-sized metal frame partitions can be installed in lobbies, corridors, dining halls and rest areas. They effectively divide functional zones while boosting indoor brightness and elegance, building a sophisticated, upscale and comfortable business atmosphere.

Retail & Exhibitions: Suitable for boutiques, brand showrooms, beauty salons, art galleries and exhibition spaces. Custom-designed partition frames not only serve as practical space separation and display division, but also become core visual focal points of the overall decoration. They upgrade brand temperament, highlight display features, and create a high-grade, impressive viewing experience for customers and visitors.











INOXFURT METAL CO.,LTD

Phone/whatsapp: +86 137 0274 2271

Email: inquiry@gdgdzp.com

Office Add: Room 208-209, 2nd Floor, Building 42th, No. 148 Yuejin Road, Shiwan Town, Chancheng District, Foshan City

Factory Add: NO.1,xingye er lu,Chencun Town,Shunde District,Foshan,China.